

Optum Pay™ direct deposit enrollment guide

Enrolling in Optum Pay will help you take control of your claims payment and remittance data. With innovative tools that allow you to streamline payments and reconcile claims, your practice can run more efficiently.

Following enrollment, you will have the opportunity to select the portal access package that's right for your practice. There are two levels of access and at anytime you can upgrade or cancel. If you take no action to select an option, we will default your portal access package to ACH basic.

ACH basic — free

The basic ACH portal experience includes:

- Access to 30 days of payment data.
- Online access to detailed remittance information as well as access to 835 files, for each payment processed through Optum Pay.
- Two portal users and the ability to associate a 3rd Party Billing Service to aid in claim management efforts.
- Payment and remittance notification emails to support timely reconciliation of new claim payments.

ACH premium — 0.5% per payment fee

The premium ACH portal experience includes all the features of basic, plus:

- Access to the Optum Pay portal for an unlimited number of users.
- Enhanced practice management features to quickly identify new payments, payments pending reconciliation and the ability to identify and mark payments fully reconciled.
- Up to 36 months of expanded claims payment data to search for and identify the data you need; plus a quick view of the number of claims consolidated within a payment.
- Access to data aggregation tools, eliminating individual data file downloads.

Before you start the enrollment process, please have the following on hand:

- Contact information (name, phone number and email address)
- One or two individuals from your organization to support administration and oversight of your account
- Banking information (RTN, account number and account type)
- Voided check or bank letter
- W9


Optum Financial is revolutionizing the health care payment and reimbursement process with **Optum Pay**: an advanced solution that reduces costs, brings efficiencies and modernizes outdated payment methods. Optum Pay allows payers and providers to spend less time on administrative tasks and more time on improving health outcomes.

Online enrollment process for providers:


1

Visit optum.com/enroll and select **"Enroll Now."**
Then select **"I am enrolling as a Healthcare Organization."**

First, tell us how you would classify your enrollment.

I am enrolling as a Healthcare Organization. 

I am enrolling my 3rd Party Billing Service Company


 Which option should I choose?

2

Select **"I would like to enroll in direct deposit (ACH) only."**

I am enrolling as a Healthcare Organization. [Change](#)

Great! Next, how would you like to receive your payments?

I would like to enroll in direct deposit (ACH) only. 

3

Enter your TIN (Tax Identification Number) or EIN (Employer Identification Number)
and complete the CAPTCHA image field.

I am enrolling as a Healthcare Organization. [Change](#)

I would like to enroll in direct deposit (ACH) only. [Change](#)

Please enter your 9 digit Organizational Tax Identification (TIN):

Enter TIN or EIN

4

Once your TIN/EIN is eligible for enrollment, continue with the enrollment process.

Congratulations, your TIN is eligible for enrollment!

Please be advised that in order to complete the online enrollment process, you will need to provide the following:

- ✓ Organization name, mailing information, and National Provider Identifier (NPI)
- ✓ Contact information, including the name, telephone number, and e-mail address for two members of your organization who will serve as administrators for your account.
 - Administrators are able to control user access to the account and add/update bank account info.
 - The primary contact should be an individual responsible for daily and routine matters.
 - The secondary contact should be a director of Accounting, Human Resources or the Finance Department.
- ✓ Banking information (if setting up ACH direct deposit)

Please note: If you have received a check from UnitedHealthcare or an affiliate in the past 45 days, you will have the opportunity to submit payment details (check number, payment amount and date). This will be used to verify your current provider status and will expedite the review process.

5

Enter the following organization information and click **"Continue"**:

- Business name
- Business address (no P.O. boxes)
- National provider identifier (NPI) (not required)
- Provider type
- Market type

Please note: Special characters are not allowed in the name and address fields. Refrain from using characters such as: & , \ . / : # () % < * ; > " ' | - +

6

Enter the following contact information and click **"Continue"**:

- First and Last Name for Primary and Secondary Administrators
- Telephone Number
- Mobile Phone Number (not required)
- Email Address (must be unique to each user)
- Confirmation of Email Address

If entered, you can opt to receive text alerts when payments and remittances have been processed for your organization.

Please note: If you are enrolling a new TIN and wish to associate an existing user to that TIN during the online enrollment process, a Confirm Existing User page will display. The current user information and TIN association(s) will display. You will need to click **"Yes"** to validate that the correct individual is being associated with the new TIN.

The database does not allow for multiple users to share the same email address. This only allows the current individual to add new TINs to an existing user during or after enrollment.

7

Financial institution information: This is where you provide banking information. You may also submit a separate bank account for the NPI level at this time. You must provide the following information:

- Financial institution/bank name
- Financial institution address
- Financial institution telephone number
- Financial institution routing number
- Provider's account number with financial institution
- Type of account at financial institution

Please note: Special characters are not allowed in the name and address fields. Refrain from using the following characters: &, \, /, : @ # () % , < ^* ; > " ' | - +. If you would like to establish an NPI bank account, you will also need to fill out this same information at the NPI level.

In addition to deposits, your bank account will be debited to collect any associated Optum Pay fees or charges. Please contact your Financial Institution and ask that the ACH Company ID (1243848776) and Company Name (Optum Pay) be added as an authorized agent to debit this bank account. Not adding Optum Pay as an authorized agent may result in ACH return fees and/or termination of service.

Organization Information

Enrollment Submitted


Financial Institution

The Financial Institution section

Account Number Link

Provider Tax Identification

Your Routing Transit Number (RTN) is a 9-digit number that identifies the financial institution where the account is located. This number is usually located in the bottom, lower left hand corner of your check and usually precedes your account number.



FOR: 9-Digit Routing Number Account Number

8

Upload W9: You will now need to upload a signed and dated W9. Acceptable file formats to upload are PDF, JPG, GIF or PNG. If you do not have a current W9, they may download a blank W9 by clicking the **"Federal W9 form here"** link.

Upload W9

A copy of your W9 is required to complete your enrollment for this TIN. Please upload your W9 now. Accepted file formats include: PDF, JPEG, GIF and PNG.

Note: If your Organization does not currently have a W9 you may access the [Federal W9 form here](#). All fields marked with an asterisk (*) are required.

Business Name
Optum

Business TIN or EIN
852456123

*Upload W9 (Must be filled out, signed, and dated. File size cannot exceed 2MBs)

 No file chosen

9

Review and submit: Review your entered enrollment information before you submit. If you need to revise any data, select the **"Edit"** option next to the area you need to update.

You are required to accept the Terms and Conditions and enter the Authorized Enroller's Information. You must provide the following:

- First name
- Last name
- Title
- Telephone number
- Email address
- Re-type email address

10

After hitting **"Submit Enrollment,"** you will get a message that your enrollment has been successfully submitted. You can print a copy of your online enrollment, if you choose.

Enrollment Submitted

Thank you!

You have successfully submitted the enrollment application for Optum Pay. Standard processing time for all enrollment applications is five (5) business days.

Please print or save a copy of your enrollment information for your records. You will not be able to return to this page.



[Print Completed Enrollment Form](#)

Next Steps

- 1 If you selected the ACH/direct deposit payment option, please contact your bank and request delivery of the 'ACH Addendum Record' for payments from Optum Bank. [What is the ACH Addendum Record for?](#)
- 2 Once we have approved your enrollment application, both account administrators will receive an email with an Optum Pay security PIN and instructions for how to setup your online account.
- 3 Using the link in the email, sign in or register for a One Healthcare ID. Once signed in, enter your security PIN and Tax ID to complete account setup and start accessing your payment information.

[EXIT ENROLLMENT](#)

11

Set up user access to the portal: After the enrollment application is processed (5–8 business days), the administrators established during enrollment will receive an email containing registration and activation instructions for the Optum Pay Provider Portal. Please follow the directions in the email to complete the portal access activation and associate your One Healthcare ID with your Optum Pay PIN.



11000 Optum Circle, Eden Prairie, MN 55344

Optum Financial™ is a registered trademark of Optum, Inc. in the U.S. and other jurisdictions. All other brand or product names are the property of their respective owners. Because we are continuously improving our products and services, Optum reserves the right to change specifications without prior notice. Optum is an equal opportunity employer.

Optum Pay™ solutions are provided by Optum Financial, Inc. and its subsidiary Optum Bank, Inc., Member FDIC.

© 2021 OptumFinancial, Inc. All rights reserved. WF3297083 01/21